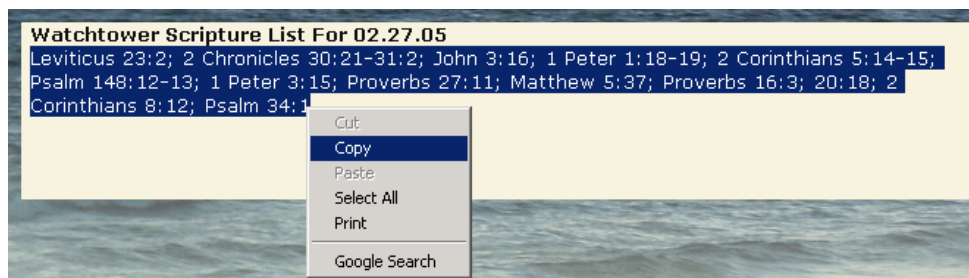


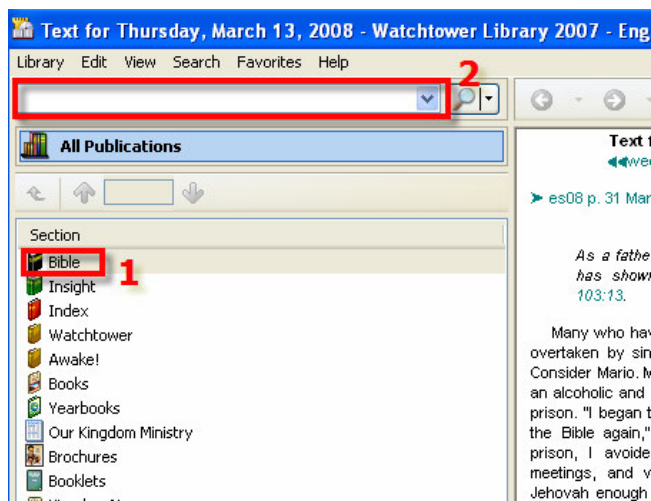
## Instruction for using Scripture Lists from <http://pbsa.jwmail.com>

### Step 1:



Highlight the Scripture List, right-click on the highlighted area, select **Copy** from the menu

### Step 2:

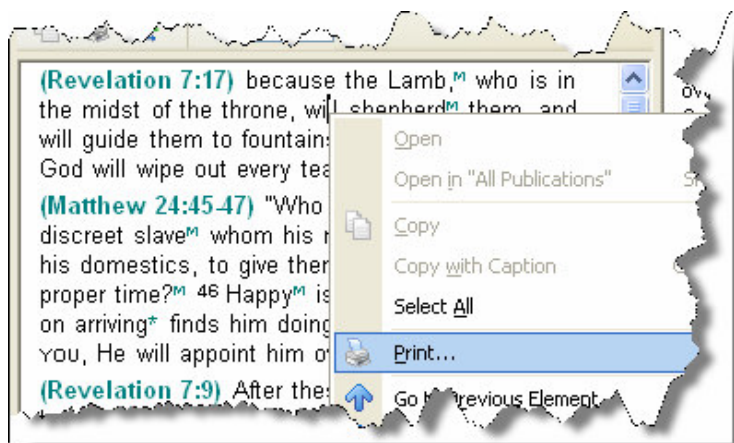


(1) Open **WT Library** and go to the bible icon.

(2) Right-click in the Entry Box Area and select **Paste**.

**Shortcut: You can also type "CTRL > ALT > C" on your keyboard anywhere in the WT Library. If you do this, skip to Step 3-3 for printing.**

### Step 3:



(1) Click in the Entry Box Area where the Scripture List now appears and hit **Enter** on your keyboard.

(2) All scriptures now appear in results area

(3) To print the scriptures now, simply right-click and select **Print...**